



# 533

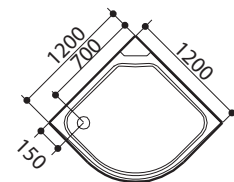
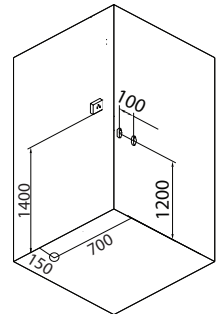
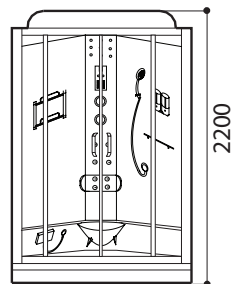
SIZE: 1200 X 1200 X 2200 mm

## Function and Features

Computer control (with remote)	Back jets
Steam	Overhead and side lighting
Overhead rain shower	FM radio and auxiliary input
Hand-held shower head	Vent fan and alarm
Foot massager	Shower only option

CPU Computer board control	Wet steam	Overhead spray	Lifting shower head	Foot massage	Back spray	Overhead light	Coloured background lights
-------------------------------	-----------	----------------	---------------------	--------------	------------	----------------	----------------------------

FM Radio reception	AUX Auxiliary input	Fan	Alarm
-----------------------	------------------------	-----	-------



120V 20 amp GFI breaker  
1/2" MIP for hot and cold water lines  
1 1/2" drain