

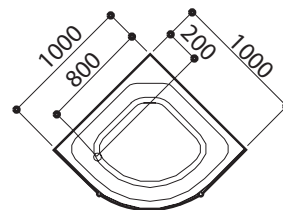
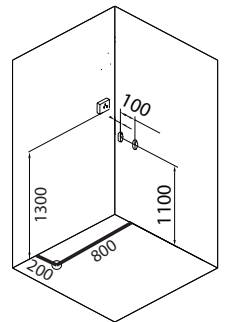
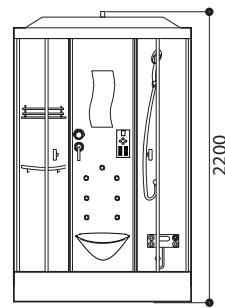


## 809

SIZE: 1000 X 1000 X 2200 mm

### Function and Features

Computer control (with remote)	Back jets
Steam	Overhead lighting
Overhead rain shower	FM radio and auxiliary input
Hand-held shower head	Vent fan and alarm
Foot massager	Shower only option



120V 20 amp GFI breaker  
 1/2" MIP for hot and cold water lines  
 1 1/2" drain