

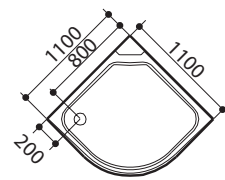
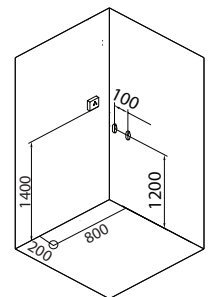
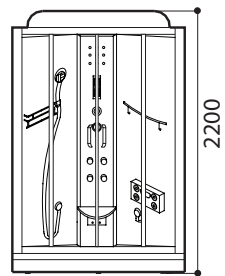


823

SIZE: 1100 X 1100 X 2200 mm

Function and Features

Computer control (with remote)	Back jets
Steam	Overhead and side LED lighting
Overhead rain shower	FM radio and auxiliary input
Hand-held shower head	Vent fan and alarm
Foot massager	



120V 20 amp GFI breaker
 1/2" MIP for hot and cold water lines
 1 1/2" drain